



मेचीनगर नगरपालिका नगर कार्यपालिकाको कार्यालय

इटाम्बट्टा, झापा,
कोशी प्रदेश, नेपाल

प.स. ०८२/०८३

च.न. ४९०३

विषय: दररेट पेश गर्ने सम्बन्धी सूचना ।

मिति: २०८२।१०।२९

प्रस्तुत विषयमा कोशी प्रदेश सामाजिक विकास मन्त्रालय, मेचीनगर नगरपालिका र करुणा फाउन्डेसन नेपालको त्रिपक्षीय साझेदारीमा संचालित अपांगता पुनस्थापना कार्यक्रम अन्तर्गत रहेर मेचीनगर नगरपालिका नगर कार्यपालिकाको कार्यालयमा संलग्न रहेका स्पेशिफिकेशन विवरण सहितको सामाग्रीहरूको बजार दररेट (मु.अ.कर बाहेक) आवश्यक भएको हुँदा कारोबार गर्न योग्य भएका फर्महरूले उक्त सामाग्रीहरूको ७ (सात) दिनभित्रमा दररेट उपलब्ध गराई दिनहुन अनुरोध छ ।

संलग्न गर्नुपर्ने कागजातहरू:

१. दररेट खुलेको निवेदन
२. फर्म/व्यवसाय/कम्पनी दर्ता प्रमाणपत्रको प्रतिलिपी
३. मु.अ.कर दर्ता प्रमाणपत्रको प्रतिलिपी
४. आ.व. २०८०/८१ को करचुक्ता प्रमाणपत्रको प्रतिलिपी

अनन्त प्रकाश वंस्ती
प्रमुख, खरिद इकाई

फोन: ०२३-५६२०७७, ५६२२१२, ५६२२३३, ५६२४३७, दमकल: ०२३-५६२५०४


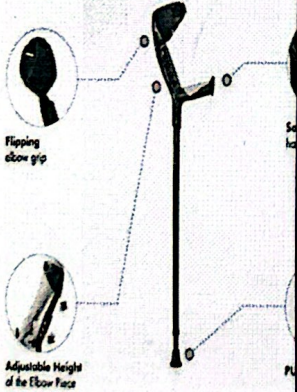
Website: www.mechinagarmun.gov.np, Email: mechinagarmun@gmail.com


Item List

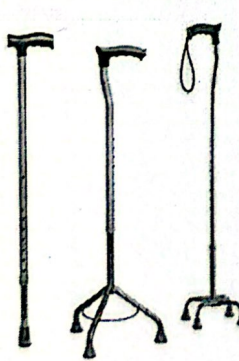
S.N.	Assistive Device Name	Size	Qty.	Rate	Remarks
1	Wheelchair	14 inch	1		
		16 inch	1		
		18 inch	1		
2	C.P Wheelchair	12 inch	1		With body and head support
		14 inch	1		
3	Air Mattress		1		
4	C.P Standing Frame		1		
5	Toilet Chair		1		
6	L-Stick		1		
7	Walker		1		
8	Tri-Pode		1		
9	Quadri- Poda		1		
10	AFO		1		
11	B/L Orthosis Shoes		1		
12	KAFO		1		
13	Modified Bed		1		
14	Modified Shoes		1		
15	Tri-Cycle		1		




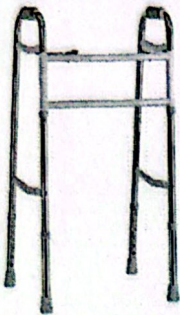

सहायक सामग्री र मापदण्ड


	ASSISTIVE DEVICE	DEFINITION	SPECIFICATION
1.	Axillary Crutches ISO Code: 12.03.12 	Devices providing support when walking that have a horizontal padded support that is placed against the upper body next to the armpit	<ul style="list-style-type: none"> Constructed from aluminum alloy tubes. Standard thickness. High density rubber horizontal bar, cushioned, fitting under the axilla Handgrip: high density rubber/ plastic covered handle, pistol grip or rounded. Leg and arm sections adjust independently for optimum sizing-both floor to handgrip height and the distance between the handgrip and the axilla pad is adjustable. Tips: non-slip, and replaceable/ interchangeable, usually made of durable rubber, meets ISO standards. Available in small, medium or large sizes Double molded hand grip with soft cushioning. Height-adjustment mechanism: double height adjustment (handgrip and shaft) Rubber Tips/Ferrule securely fitted and made from durable rubber with steel washer built inside. Max/min adjustable height: $984/745 \pm 5$ mm Weight bearing capacity: 120kg Size: Large, Medium, Small (depending on the age/condition)
2.	Elbow Crutches ISO Code: 12.03.06 	Devices, adjustable in height, providing support when walking that have a semi-circular support for the elbow, a horizontal hand grip, a single shaft, and one tip	Designed for short- or long-term use by children or adults who require support to maintain balance or bear weight through their legs due to injury, disability, or surgery recovery. <ol style="list-style-type: none"> Cuff <ul style="list-style-type: none"> Closed or semi-circle design for secure forearm placement Hinged or fixed attachment for adjustability and ease of movement Material: Durable, lightweight, and non-abrasive plastic or composite material Comfort & Fit: Ergonomically contoured to provide secure yet comfortable forearm support Padding optional for added comfort and pressure relief Handgrip <ul style="list-style-type: none"> Ergonomically molded for a natural grip Material: Non-slip, high-density rubber or thermoplastic for durability and comfort Orientation: Left and right-hand specific grips where applicable




Sneha Khadka
 Physiotherapist
 NHPC No. A-1799 PHY

		<p>3. Shaft</p> <ul style="list-style-type: none"> • Lightweight yet strong (e.g., standard thickness aluminum, reinforced composite) • Corrosion-resistant for indoor and outdoor use • Height Adjustment: Single or double height-adjustment mechanisms: Single Adjustment: Adjustable shaft only, Double Adjustment: Adjustable cuff and shaft • Mechanism Types: Quick-release push-button or secure clip-lock system <p>4. Tip (Ferrule)</p> <ul style="list-style-type: none"> • High-quality, durable rubber with anti-slip properties • Suitable for varying environments (indoor, outdoor, wet/slippery surfaces) • Replaceable • Fit: Securely attached to the shaft; does not loosen during use <p>5. Sizing & Load Capacity</p> <ul style="list-style-type: none"> • Available Sizes: At least four distinct sizes to accommodate a range of users (Child, Youth, Adult, Tall Adult) • Load Bearing Capacity: Standard crutches: up to 120 kg • Bariatric Range: Reinforced design for users over 120 kg, must retain full functionality and comfort under heavier loads
<p>3. Walking sticks/canes ISO Code: 12.03.03</p> 	<p>Adjustable/non-adjustable mobility device with a handgrip</p> <p>Types:</p> <ul style="list-style-type: none"> • L-stick • Tripods • Quadri pods 	<ul style="list-style-type: none"> • Constructed from aluminum alloy tubes. • ABS handle with comfortable grip. • Height-adjustment mechanism: Telescopic, quick-release • Soft gel on handle top • Tips securely fitted, non-slip, and replaceable or interchangeable • Weight bearing capacity: 110kg • Size: Large, Medium, Small


Sneha Khadka
 Physiotherapist
 NHPC No. A-1799 PHY

<p>4. Walking Frames / Walker ISO Code: 12.06.03</p> 	<p>Frame that helps a person to maintain stability and balance while walking or standing, with either four tips (ferrules) or two tips and two castors</p>	<ol style="list-style-type: none"> 1. Frame <ul style="list-style-type: none"> • Made from rigid aluminum tubing for high durability and weight support across age groups • Stable, anti-tip design suitable for users with varying mobility needs 2. Foldability <ul style="list-style-type: none"> • Fully foldable design for convenient storage and transport • Compact folded depth: 10 cm for space-saving storage 3. Handle Grips <ul style="list-style-type: none"> • Equipped with soft foam hand grips for enhanced comfort and slip resistance • Suitable for prolonged use by children, adults, and elderly users 4. Dimensions & Size Options <ul style="list-style-type: none"> • Width: 52 cm (standard); narrower versions for pediatric use as needed • Height Range (Adjustable): <ul style="list-style-type: none"> • Children: 50 cm – 65 cm • Youth: 66 cm – 78 cm • Adults: 79 cm – 91.5 cm • Available Sizes: Small (Child), Medium (Youth), Large (Adult/Elderly) 5. Weight & Capacity <ul style="list-style-type: none"> • Walker weight: Approximately 3.3 kg (may vary slightly with size) • Weight-bearing capacity: Up to 125 kg for adult and bariatric models • Pediatric models designed for safe load-bearing as per age/weight standards
<p>5. Walker with wheel ISO Code: 12.06.03</p> 	<p>Short- or long-term use for child or adult who needs support to balance or bear weight through their legs</p>	<ol style="list-style-type: none"> 1. Frame <ul style="list-style-type: none"> • Made from rigid aluminum tubing for high durability and weight support across age groups • Stable, anti-tip design suitable for users with varying mobility needs 2. Foldability <ul style="list-style-type: none"> • Fully foldable design for convenient storage and transport • Compact folded depth: 10 cm for space-saving storage 3. Handle Grips <ul style="list-style-type: none"> • Equipped with soft foam hand grips for enhanced comfort and slip resistance • Suitable for prolonged use by children, adults, and elderly users 4. Dimensions & Size Options <ul style="list-style-type: none"> • Width: 52 cm (standard); narrower versions for pediatric use as needed


Sneha Khadka
 Physiotherapist
 NHPC No. A-1799 PHY

			<ul style="list-style-type: none"> • Height Range (Adjustable): • Children: 50 cm – 65 cm • Youth: 66 cm – 78 cm • Adults: 79 cm – 91.5 cm • Available Sizes: Small (Child), Medium (Youth), Large (Adult/Elderly) <p>5. Weight & Capacity</p> <ul style="list-style-type: none"> • Walker weight: Approximately 3.3 kg (may vary slightly with size) • Weight-bearing capacity: Up to 125 kg for adult and bariatric models • Pediatric models designed for safe load-bearing as per age/weight standards <p>6. Wheel design for wheeled walker</p>
6.	<p>Rollator</p>  		<p>Short- or long-term use for adult who is frail or needs support to balance or bear weight through their legs Specific characteristics</p> <ol style="list-style-type: none"> 1. Pushed in front of user 2. Frame: <ul style="list-style-type: none"> • folding or rigid • height-adjustable handgrips • four wheels • seats 3. Height-adjustment mechanism: <ul style="list-style-type: none"> • telescopic • quick-release 4. Handgrips: <ul style="list-style-type: none"> • molded grips <p>Requirements for standard configuration</p> <ul style="list-style-type: none"> • Two handgrips • Four wheels with diameter 100 mm • Driving and parking brakes • Fold-down seat May include basket Size range to fit all adults Bariatric range for users over 120 kg
7.	<p>Manual Wheelchair with cushion ISO Code: 12.22.03</p> <p>Types:</p> <ul style="list-style-type: none"> • Active • Semi-active • Rough terrain 	<p>Intended to be self-propelled by the users by pushing rims or wheels. Can be used indoor/outdoor and on various types of terrain.</p>	<ul style="list-style-type: none"> • Active/Semi-active wheelchair <p>Wheelchair with folding or rigid frame, three or four wheels with large rear wheels, seat and backrest, armrests and footrests</p> <ul style="list-style-type: none"> • <u>Frame</u>: frame with mechanism(s) to fold or dismantle • High quality steel or aluminum frame-125kg capacity • <u>Backrest</u> or back posts with adjustable height or supplied with range of back posts with fixed height. • Detachable, Swing Away Armrests. • Detachable, Swing In, Swing Out Leg rest

Sneha Khadka
Physiotherapist
NHPC No. A-1799 PHY



- **Footrests:** with adjustable height to accommodate people with shorter and longer legs. Two flip-up, swing-away or removable footrests on folding frame
- **Rear wheels:** quick-release or removable without tools
- **Puncture-proof,** pneumatic rear tyres and front castors
- Anti-tippers for extra safety on slopes and uneven ground.
- **Cushion:**
Supplied with cover that meets general design requirements; for users with incontinence, a water-resistant cover or lining to protect cushion should be supplied
 - overall height approximately 70–120 mm
 - allows full or deep offloading or immersion (sinking into) and envelopment (conforming to shape) 40–45 mm) or deeper
 - different length options or adjustable in length

- **Rough terrain wheelchair**

Wheelchair with folding or rigid frame; three, four or more wheels, with two larger drive wheels; seat and backrest; and footrests behind front castors

- May be lever-propelled
- Longer wheelbase than active wheelchair; larger overall length than transport wheelchair with large rear wheels
- Low center of gravity to ensure stability
- Rear wheels and castors appropriate for outdoor rough terrain

Frame: frame with mechanism(s) to fold or dismantle, push-handles can be integrated into frame, supplied as an add-on component or omitted, integrated stability options for feet, backrest or back-posts with adjustable height or supplied with range of back-posts with fixed height

Backrest: tension-adjustable backrest or rigid backrest that can be adjusted independently from back-posts, quick-release mechanism to be removed to allow folding

Footrests with adjustable height. Two flip-up, swing-away or removable footrests on folding frames.


Rear wheels (manual propelling): with push-rims or lever-propelled and quick-release or removable without tools for rigid frames for transport; optional for wheelchairs with folding frame. Wider or larger-tread tyres

Puncture-proof or pneumatic, rear tyres and front castors


Rear and front wheels (lever propelling): size and width of front and rear wheels appropriate for rough terrain and wheelchair design, three or multiple wheels, puncture-proof or pneumatic wheels


Cushion:




Sneha Khadka
Physiotherapist
NHPC No. A-1799 PHY


			<p>Supplied with cover that meets general design requirements; for users with incontinence, a water-resistant cover or lining to protect cushion should be supplied</p> <ul style="list-style-type: none"> • overall height approximately 70–120 mm • allows full or deep offloading or immersion (sinking into) and envelopment (conforming to shape) 40–45 mm) or deeper • different length options or adjustable in length <p>Compliance</p> <ul style="list-style-type: none"> • ISO standard/CE certified • Designed for durability, urban maneuverability, and short uneven terrain use • Load capacity: Min. 100 kg • Suitable for users with advanced mobility skills or moderate needs • Standard quality <p>Accessories</p> <ul style="list-style-type: none"> • Anti-tip bars, headrest, seatbelt • Foldable for transport • User manual and maintenance guide included
8.	<p>CP Wheelchair(with postural support)</p> 	<p>Intended for Child or adult with intermediate or advanced posture support needs who requires variable tilt or recline, or larger range of static tilt or recline than available on manual wheelchairs</p> <ul style="list-style-type: none"> • For users who self-propel or need to be assisted 	<ul style="list-style-type: none"> • Rigid frame or frame with mechanism to fold • Three or four wheels, push-handles, • Range of integrated or included postural support device and posture support cushion • Large-range adjustable recline and large-range adjustable and variable (dynamic) tilt • Rear wheels and front castors appropriate for indoor and outdoor mixed terrain <p>Requirements for standard configuration</p> <ul style="list-style-type: none"> • integrated mechanism or adjustment options to prevent tip-over when chair used with tilt or recline • Footrests with adjustable height; available in at least two adjustment ranges on all sizes of wheelchair to accommodate people with shorter and longer legs; two flip-up, swing-away or removable footrests for wheelchairs with folding frames • Mechanism or adjustment options available to maintain backwards stability with maximum combined seat and backrest configuration adjustments • For self-propelled wheelchairs: adjustment options to improve reach to rear <p><u>Rear wheels:</u></p> <ul style="list-style-type: none"> • quick-release or removable without tools on rigid frames for self-propelled wheelchairs <p><u>Castors:</u></p>

Sneha Khadka
Physiotherapist
NHPC No. A-1799 PHY

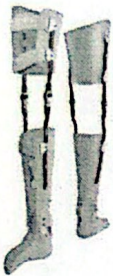

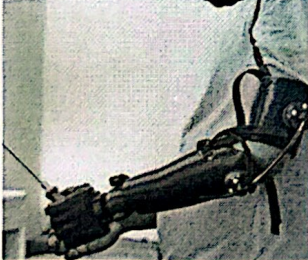

			<ul style="list-style-type: none"> Puncture-proof or pneumatic rear tyres and front castors <p><u>Back rest and support</u></p> <ul style="list-style-type: none"> Height adjustable or available in different lengths to optimize trunk support (at least at shoulder height or higher) Rigid seat and backrest: removable without tools on folding frame. Headrest attached to back of backrest and with adjustable forward and backward, sideways, height and angle; must be able to support head behind, in line or in front of back support as required. Pelvis strap (positioning belt) with adjustable length Adjustable and removable knee separator pad (medial knee support); may be integrated in cushion; standard on child size and optional on adult size Calf or foot straps with adjustable length Tray table or flip-up or removable armrests with adjustable height Outside (lateral) thigh or knee pads (supports) for seat, shoulder harness and chest strap <p><u>Compliance</u></p> <ul style="list-style-type: none"> ISO standard/CE certified Designed for durability, urban maneuverability, and short uneven terrain use Load capacity: Min. 100 kg Suitable for users with advanced mobility skills or moderate needs Standard quality <p><u>Accessories</u></p> <ul style="list-style-type: none"> Anti-tip bars, headrest, seatbelt, tray Foldable for transport User manual and maintenance guide included
9.	<p>Tricycles ISO Code: 12.18.09</p> 	<p>Trikes or three-wheeled cycles for greater mobility and mostly for outdoor use</p>	<ul style="list-style-type: none"> Disability hand operated tricycle, heavy duty which includes seat with backrest, footrest platform, single handed steering. Body parts made of high-quality steel Overall dimension: Length: 1,750mm, Width: 720mm, Height: 1,000mm, Weight: 38kg Seat size: Width: 400mm, Depth: 380mm, High: 650mm Frame tube: diameter: 25.4mm, thickness: 11.5mm; Powder coated or stainless steel <p>Note: Locally manufactured item available in Nepal.</p>


Sneha Khadka
 Physiotherapist
 NHPC No. A-1799 PHY



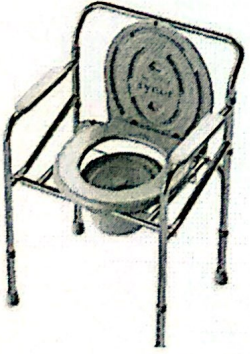
<p>10. Modified shoes/ Orthopedic shoes/ Footwear for diabetes /neuropathic foot/ Shoe Raise ISO Code: 06.33.30</p> 	<p>Orthopedic shoes are specially designed footwear intended to provide support, proper alignment, comfort, and relief for individuals with various foot and lower limb conditions or deformities.</p>	<p>Orthopedic shoes come in various styles and can accommodate a range of foot conditions, from common problems like bunions and hammertoes to more serious conditions associated with arthritis or diabetes</p> <p>Specification Materials most include leather, foam rubbers, cellular polymers having long durability and comfortable wearing with ease.</p> <p>Shoe raises are primarily used to compensate for leg length discrepancies, providing a level pelvis and reducing stress on knees, hips and backs.</p> <p>Shoes with a removable insole to add extra depth to footwear or allow custom made insoles.</p> <p>Size: Individual measurement should be taken</p> <p>Note: Locally manufactured item available in Nepal.</p>
<p>11. Club foot shoes/ Foot abduction braces</p> 	<p>Device used in the treatment of club foot</p>	<p>Individual measurement should be taken at the referred center Note: Locally manufactured item available in Nepal.</p>
<p>12. Ankle-Foot Orthosis (AFO) / Orthosis for foot drop ISO Code: 06.12.06</p> 	<p>Orthosis that encompasses the ankle joint and the whole or part of the foot</p>	<p>Externally applied customized appliances/ device used to support, assist, or correct the weakened segment of the lower extremity in the subtalar region, ankle, and foot.</p> <p>Specifications:</p> <ol style="list-style-type: none"> 1. Made of durable and elastic polypropylene. 2. Suitable for all types of shoes, can be used while wearing shoes 3. Help with dorsal flexion 4. Light weight, strong durability and load bearing 5. Colors and details can be customized <p>Size: Individual measurement should be taken at the referred center</p>



Sneha Khadka
 Physiotherapist
 NHPC No. A-1799 PHY






			Note: Locally manufactured item available in Nepal.
13.	Knee Ankle Foot Orthosis (KAFO)/ Caliper ISO Code: 06.12.12 	Orthosis that encompasses the knee and ankle joints and the foot	<p>A KAFO is a device that is used to control instabilities in the knee and lower limb by maintaining proper alignment and controlling motion.</p> <p>Specification</p> <ol style="list-style-type: none"> 1. Made of durable and elastic polypropylene. 2. Suitable for all types of shoes, can be used while wearing shoes 3. Help with dorsal flexion 4. Light weight, strong durability and load bearing 5. Colors and details can be customized <p>Size: Individual measurement should be taken at the referred center</p> <p>Note: Locally manufactured item available in Nepal.</p>
14.	Prosthesis  	Upper/ Lower limb prosthesis: The device that encompasses or support the part of upper and lower limb ISO Code: 06.24.09 ISO Code: 06.24.15 ISO Code: 06.18.15 ISO Code: 06.18.09	<p>Size: Individual measurement should be taken at the referred center</p> <p>Note: Locally manufactured/customized item available in Nepal.</p>
15.	Spinal orthosis/ spinal braces ISO Code: 06.03.09 	Thoraco-lumbo-sacral orthoses/brace : Orthosis that encompasses the whole or part of the thoracic, lumbar and sacro-iliac regions of the trunk	<p>Size: Individual measurement should be taken at the referred center</p> <p>Note: Locally manufactured/customized item available in Nepal.</p>




Sneha Khadka
Physiotherapist
NHPC No. A-1799 PHY

<p>16. CP Chair ISO Code 18.09.39</p> 		<ul style="list-style-type: none"> • CP Chair (with adjustable incline & tray) Hardwood & ply board constructed, naturally finished Chair reclines through an arc and can be adjusted to any desired position. • Comes with adjustable foam padded headrest which can be formed & reformed as needed. • High back supports & holds the child with wide belt. • Laminated activity Tray size 56cm x 63cm with polished wooden raised edges, holds the items from falling. • Adjustable Seat & Foot board are 30cm wide and suits the small children. Mounted on ball bearing castors. • Knee separator <p>Size: Individual measurement should be taken. Note: Locally manufactured item available in Nepal.</p>
<p>17. CP standing frame</p> 		<ul style="list-style-type: none"> • Weight: 35kg • Material: PVC+ Wood and steel frame+ Soft cushion + Vinyl nylon straps • Suitable age: 5-15 years old children (90cm - 130cm) • Height Adjustable for Customized Support • Provides Proper Standing Positions • Improves Posture, Trunk Control, and Balance • Supports Weight-Bearing Exercises and Lower Limb Strengthening • Durable Construction for Longevity <p>Size: Individual measurement should be taken Note: Locally manufactured item available in Nepal.</p>
<p>18. Toilet Chair/ Commode chairs ISO Code: 09.12.03</p> 	<p>Chairs, with or without castors, with a built-in collection receptacle used for toileting away from the bathroom</p>	<ol style="list-style-type: none"> 1. Frame & Structure <ul style="list-style-type: none"> • Material: • Aluminum alloy for strength, corrosion resistance, and lightweight handling • Frame Design: • Foldable or fixed frame options for storage and portability • Anti-slip rubber ferrules on legs to prevent slipping on wet surfaces 2. Seat & Pan <ul style="list-style-type: none"> • Seat Type: <ul style="list-style-type: none"> ➢ Ergonomically shaped plastic or padded seat with a central opening ➢ Detachable seat cover for hygiene • Commode Pan: Removable plastic or stainless-steel pan with handle and lid • Capacity: Minimum 5 liters



 Sneha Khadka
 Physiotherapist
 NHPC No. A-1799 PHY

			<ul style="list-style-type: none"> • Easy to clean and sanitize <p>3. Comfort & Safety Features</p> <ul style="list-style-type: none"> • Armrests: Fixed or flip-up design with soft padding for added comfort and side support • Backrest: Optional padded or molded back support for additional comfort • Height Adjustable Legs: Range: Typically, 40 cm to 55 cm to suit different user needs and match bed height • Wheels (Mobile Commode Chair): • Four lockable caster wheels for mobility and safety • Multi-function Design: Some models can be used as a shower chair, bedside commode, or over-toilet frame • Footrest: Included in some wheeled models for additional support <p>4. Weight & Capacity</p> <ul style="list-style-type: none"> • Chair weight: 5 to 9 kg (depending on model and material) • User weight capacity: Up to 120–150 kg • Bariatric versions available for higher weight capacity (up to 200 kg) <p>5. Sizes</p> <ul style="list-style-type: none"> • Available in Small, Medium, Large • Pediatric models available with additional safety straps and smaller seat dimensions
19.	<p>Glass for low vision (High power spectacles, Distance glass)</p> <p>ISO Code: 22.03.06</p> 	Distance glasses focus on things that are further away in positive selected power grades	Individual need as per prescribed by technical person
20.	<p>Magnifying Glass</p> <p>ISO Code: 22.03.09</p> 	Convex lens that is used to produce a magnified image of an object	Individual need as per prescribed by technical person


Sneha Khadka
 Physiotherapist
 NHPC No. A-1799 PHY

<p>21. White Cane ISO Code: 12.39.03</p> 	<p>Devices for navigation or identification of the surroundings used by a person with a visual impairment</p>	<p>Design & Construction</p> <ul style="list-style-type: none"> • Long, straight shaft designed to extend from the ground to approximately the user's sternum • Folding (collapsible) or rigid models available based on user preference • Segmented construction (typically 4–6 sections) with internal elastic cord for folding versions <p>Material</p> <ul style="list-style-type: none"> • Shaft: Lightweight and durable material such as aluminum alloy, fiberglass, or carbon fiber • Grip Handle: Ergonomically shaped, made from rubber or EVA foam for a secure and comfortable hold <p>Tip (Ferrule):</p> <ul style="list-style-type: none"> ➤ Made from durable nylon or metal ➤ Available in pencil, roller, marshmallow, or ceramic tip types based on terrain and user technique ➤ Easily replaceable/interchangeable <p>Visibility Features</p> <p>Color:</p> <ul style="list-style-type: none"> • White shaft for universal recognition of visual impairment • Red reflective bottom section (optional) to indicate dual sensory loss (e.g., deaf blindness) • Reflective surface or tape for night-time visibility and safety in traffic environments <p>Dimensions & Sizes</p> <ul style="list-style-type: none"> • Length options: Typically, available in 110 cm to 150 cm, in 5–10 cm increments • Selected based on user's height and arm reach • Diameter: Slim (~1.2 cm) for ease of handling • Weight: Lightweight: Generally, between 200–400 grams depending on material and length
<p>22. Semi-Digital and Digital hearing aids with program and volume control ISO Code: 22.06.15</p> 	<p>Devices worn behind the ear to amplify sound.</p>	<p>1. Product Description</p> <p>Personal amplification devices designed to assist individuals with mild to profound hearing loss. Devices are body-worn or ear-level and include behind-the-ear (BTE) or in-the-ear (ITE) types, suitable for pediatric and adult use.</p> <p>2. Categories</p> <ul style="list-style-type: none"> • Semi-Digital Hearing Aid: Digital Signal Processing (DSP) or programmable features via computer/software. • Digital Hearing Aid: Fully digital with DSP, programmable multiple channels, noise reduction, and feedback management.

Sneha Khadka
Physiotherapist
NHPC No. A-1799 PHY



3. General Specifications

Feature	Semi-Digital	Digital
Technology	Digital hybrid	Full DSP
Channels	2-4 channels	≥ 4 channels (typically 4-16)
Fitting	Computer programmable	Computer programmable
User Controls	Volume control, on/off switch	Program selector, volume control (optional auto-gain)
Output Limiting	Peak clipping or compression	Wide Dynamic Range Compression (WDRC)
Noise Reduction	Basic	Advanced (adaptive)
Feedback Cancellation	Basic	Adaptive/automatic
Microphone	Omni-directional	Omni or directional (adaptive optional)
Battery Type	Zinc-air or rechargeable	Same
Battery Size	13, 312, or 675	Same
Battery Life	Minimum 120 hours	Minimum 100 hours
Ear Mold Compatibility	Standard BTE ear hook	Same
Telecoil	Optional	Optional or integrated
Operating Conditions	0°C to 45°C, RH 0-90% non-condensing	Same

4. Performance & Standards

- Frequency Range: 250 Hz – 6,000 Hz
- Max Output (OSPL90): ≤ 135 dB SPL (BTE standard)
- HFA Gain: 30-60 dB (depending on model)
- Total Harmonic Distortion (THD): ≤ 3%
- Compliance: IEC 60118-0, 60118-7, WHO APL


5. Design Features


- Lightweight, tamper-resistant casing (IP52 or better)
- User-friendly controls
- LED indicator (for rechargeable models)
- Compatible with standard ear molds or custom shells

6. Accessories Included


- Carrying case
- Cleaning tool

Sneha Khadka
Physiotherapist
NHPC No. A-1799 PHY

			<ul style="list-style-type: none"> • User manual (pictorial/manual) • Spare tubes/domes (if applicable) • Batteries (starter pack or rechargeable unit with charger)
23.	<p>Air Mattress / Pressure relief mattress ISO Code: 04 33 06</p> 	<p>Effective alternating pressure system and is an ideal for prevention and bedsores treatment of patients at low risk of pressure ulcers.</p>	<p>1. Purpose: Provides redistribution of pressure to prevent skin breakdown and promote healing of pressure ulcers in patients who are bedridden, post-surgical, or have limited mobility.</p> <p>2. Types</p> <ul style="list-style-type: none"> • Foam Mattress: High-density or multi-layered foam with contoured zones • Alternating Pressure Mattress (APM): Uses air cells that inflate and deflate cyclically via pump • Gel or Hybrid Mattresses: Combine foam and gel layers or air-cell systems for advanced support <p>3. Construction & Material</p> <ul style="list-style-type: none"> • Top Cover: Waterproof, breathable, and antimicrobial fabric (e.g., PVC-free polyurethane), Removable and washable • Core Material: Foam: High-resilience (HR) or viscoelastic (memory) foam • Air: air cells with medical-grade pump, Optional gel-infused zones or corrugated surfaces for enhanced pressure distribution • Base: Non-slip bottom surface for stability on the bed frame <p>4. Pressure Redistribution Features</p> <ul style="list-style-type: none"> • Zoned pressure mapping to reduce peak pressure on sacrum, heels, and shoulders <p>5. Dimensions</p> <ul style="list-style-type: none"> • Standard Adult Size: • Length: 190–200 cm • Width: 85–90 cm





Sneha Khadka
 Physiotherapist
 NHPC No. A-1799 PHY




			<ul style="list-style-type: none"> • Thickness: 10–15 cm (foam); up to 20 cm (air or hybrid) • Pediatric and Bariatric Sizes as per the height and weight to be provided. <p>6. Weight Capacity</p> <ul style="list-style-type: none"> • Standard mattress: Up to 120–150 kg • Bariatric models: Up to 250–300 kg <p>7. Pump Unit (for APMs)</p> <ul style="list-style-type: none"> • Low-noise, vibration-free operation • Adjustable pressure settings • Visual and audible alarms for low pressure or power failure • Power input: 220–240V, 50/60 Hz <p>8. Safety & Maintenance</p> <ul style="list-style-type: none"> • Fire-retardant materials • Infection controls compliant <p>Easy to clean and disinfect</p>
24.	LS Belt 	<p>This product is well-designed with specially shaped, semi-rigid splints to effectively support and immobilize. It helps keep the lower back in a natural position and reduces low back pain.</p>	<ul style="list-style-type: none"> • Semi rigid splint for effective immobilization • Pre shaped splints for postural correction • Elasticized body ensures strong comfortable compression • Highly porous elastic improves ventilation and breathability. • Double pull mechanism provides extra compression •


[Handwritten signature]

Sneha Khadka
 Physiotherapist
 NHPC No. A-1799 PHY

25.	Knee brace/ Tibial Guard 	<p>Functional Knee brace is versatile knee support which offers the advantage of controlled compression around the knee and the rigid side support of a splint</p>	<ul style="list-style-type: none"> • Provides effective support and compression to knee by use of four way stretchable tubular fabric. • Strong hinges provide rigid side splinting and free flexion movement. • Anti tourniquet strapping provides better grip and ensure no blood constriction • Silicon buttress along the patella opening • Biaxial hinge • Anti tourniquet effect • Four way compression
26.	KT Brace 	<p>This product is well-designed with specially shaped, semi-rigid splints to effectively support and immobilize. It helps keep the lower back in a natural position and reduces low back pain.</p>	<ul style="list-style-type: none"> • Semi rigid splint for effective immobilization • Pre shaped splints for postural correction • Elasticized body ensures strong comfortable compression • Highly porous elastic improves ventilation and breathability. • Double pull mechanism provides extra compression
27.	Neck Collar 	<p>Braces provide flexible support and compression</p>	<ul style="list-style-type: none"> • High density foam with cotton stockinet provides effective immobilization, support, cushioning and comfort for user • Lightweight, breathable and comfortable • Velcro type closure • Washable


Sneha Khadka
 Physiotherapist
 NHPC No. A-1799 PHY



28	Hospital Mobility Bed 	A durable, adjustable mobility bed designed to provide safe positioning, mobility support, comfort, and ease of care for patients.	<ul style="list-style-type: none">• Heavy-duty mild steel or powder-coated steel frame• Anti-rust and corrosion-resistant finish• Sturdy and stable construction• Smooth rounded edges for safety• Load capacity: minimum 150–200 kgBackrest adjustment – Via crank handle• Includes: Side Rails & I.V Pole.• Four high quality castors – lockable with anti-dust feature• ABS plastic head and foot boards• Removable head and foot boards• Metal lying surface – ventilation holes• Modern look• Easy Installation• Moveable plastic drainage hooks• Two castors with locking brakes minimum• Smooth rolling and noiseless movement• Central locking system preferred•
----	---	--	--

• नोट:यो सहायक सामग्रीको मापदण्ड Priority Assistive Products List(PAPL) को अनुसार रहेको छ ।

सन्दर्भ दस्तावेज

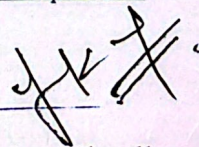
सहायक प्रविधि सामग्री सेवा सम्बन्धी राष्ट्रिय मापदण्ड (२०७८)

<https://edcd.gov.np/resource-detail/national-standard-on-assistive-technology-2078>

प्राथमिक सहायक सामग्री सूचि सम्बन्धी कार्यसञ्चालनका लागि मार्ग निर्देशन २०७८

<https://edcd.gov.np/resource-detail/operational-guideline-for-the-priority-assistive-product-list>

- Priority Assistive Product List of Nepal, 2078 BS:
https://cdn.who.int/media/docs/default-source/assistive-technology-2/priority-assistive-productslist/nepal_nationalpriorityassistiveproductlist22ef6d46ef7a4079a5d2e279010a27fd.pdf?sfvrsn=9b669404_7
- Assistive product specifications and how to use them, 2021:
<https://iris.who.int/bitstream/handle/10665/339851/9789240020283-eng.pdf?sequence=1>


Sneha Khadka
Physiotherapist
NHPC No. A-1799 PHY